




























MATERIAL THICKNESS			LAMINATE	
	2D VIEW	3D VIEW	1 1/2"	
Bevel			 	
Euro			 	
Crescent			  *	
Self				
Ogee			  ***	
Ogee Bullnose			  **	

 STANDARD
  PREMIUM
  SPECIALTY
  STRAIGHT APPLICATIONS ONLY

BLANK: NOT OFFERED

* Wilsonart Only | ** Formica Only | *** Wilsonart & Formica Only

Note: Current tooling profiles may vary slightly from pictures & representations.
Product Offerings, Pricing, and Availability Subject to Change